



A superb selection of luxurious wood-burning fireplaces with dimensions and features on a grand scale. Elegantly designed to provide a distinctive focal point in any room.

LENNOX

HEARTH PRODUCTS
Innovation never felt so good.™

DAVE LENNOX
signature
COLLECTION




Magna-Fire™ has one of the largest, unobstructed views ever offered in a see-through fireplace.

■ The Dave Lennox *Signature™* Collection line of wood-burning fireplaces represents the highest achievement in design and performance. Each offering displays an impressive fire with a commanding presence that provides your home with a distinctive focal point. The Estate™ is our largest masonry-style wood-burning fireplace – an ideal centerpiece for a spacious living area. The Colonial™ features a “high-opening” style reminiscent of hearths used in America’s early days. And the Magna-Fire™ fireplace offers a see-through configuration that delivers over 2,000 square inches of combined viewing area from two rooms. All three superlative models offer customizable design options to suit the most discerning tastes. ■



Estate™ is one of the largest, factory-built, traditional masonry-style fireplaces ever offered.



Colonial™ is a high-profile, high-opening fireplace that's perfect for high-ceiling rooms.

STANDARD FEATURES

Clean face, true masonry look

Realistic brickaded refractory with hidden screen pockets

Traditional or herringbone pattern brickaded refractory interior offers custom masonry look (Herringbone pattern not available on Magna-Fire)

An inclined, masonry-look ash lip that's flush with the front opening

Large heavy-duty steel grate holds up to six logs

Built-in nailing tabs for easy installation

Integral damper and two-wall chimney system (10" for the Colonial and 13" for the Estate and Magna-Fire)

Outside combustion air gate mechanism

20-year limited warranty

OPTIONAL ACCESSORIES

Choice of Deluxe glass doors in either black, brushed stainless or brass finishes (2 door sets required on Magna-Fire)

Outside combustion air kit

MAGNA-FIRE-ONLY FEATURES

Beautifies two large rooms at once

Two opposing sides offer over 2000 square inches of viewing area

Jumbo 24" tall by 43" wide opening

COLONIAL-ONLY FEATURES

Dramatic, high-opening style is reminiscent of early American hearths

Offers a 29" x 36" brick-to-brick opening

ESTATE-ONLY FEATURES


Our largest factory-built, traditional masonry-style wood-burning fireplace

Offers a 28" x 48" brick-to-brick opening

Over seven square feet of interior hearth area



Traditional pattern brickaded interior



Herringbone pattern brickaded interior



ESTATE™



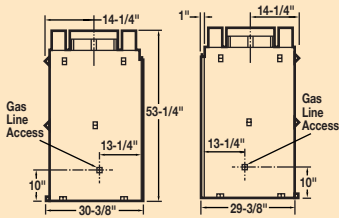
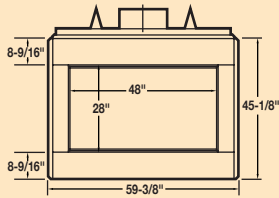
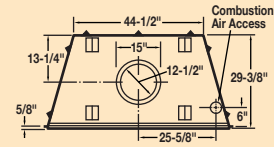
COLONIAL™



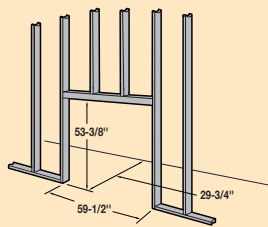
MAGNA-FIRE™

DIMENSIONS

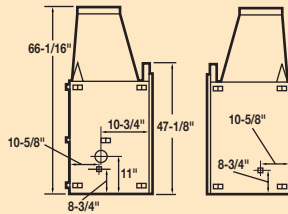
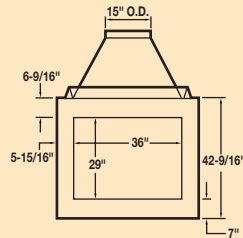
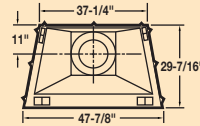
ESTATE



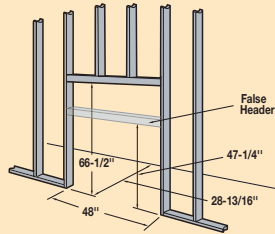
ESTATE FRAMING



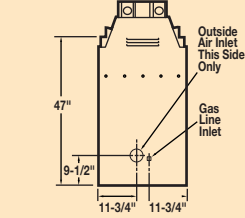
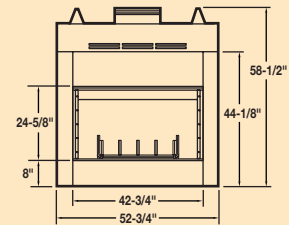
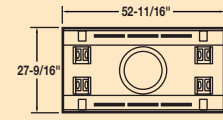
COLONIAL



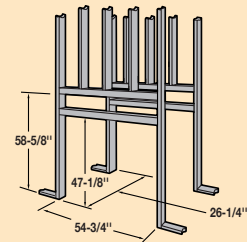
COLONIAL FRAMING



MAGNA-FIRE



MAGNA-FIRE FRAMING



PRODUCTS AND DEALERS YOU CAN COUNT ON

At Lennox, we understand how important it is for you to feel comfortable at home, so we're committed to providing you with the finest hearth products available. Choosing the right dealer for your hearth needs is every bit as important as choosing the right brand, and we think you'll agree that our dealers are a big reason why you can count on getting quality customer service when you call.

NOTE: Diagrams, illustrations and photographs are not to scale and should not be used for framing purposes – consult installation instructions. Product designs, materials, dimensions, specifications, colors and prices subject to change or discontinuance without notice. Estate, Warnock Hersey (J20017261-231), NY City MEA (378-988) Colonial, Warnock Hersey (J20054576-231) Magna-Fire, Warnock Hersey (3008873)



HEARTH PRODUCTS
Innovation never felt so good.™

© Lennox Industries Inc. 2006

Visit us at www.lennox.com, or contact us at 1-800-9-LENNOX.