



High-performance features deliver a marvelous, realistic fire presentation with numerous design options to complement your décor.



HEARTH PRODUCTS  
*Innovation never felt so good.™*


**MERIT™ Plus**  
SERIES



**MPD4540** shown with optional polished brass louvers and eyebrow trim.

■ When it comes to beauty, efficiency, convenience and reliability, the MPD front-view direct-vent gas fireplaces deliver on every count. The gorgeous fire presentation combined with a charred split oak-style log set provides the look of a real wood fire. To fit the mood of the occasion, you have complete flame control with high and low settings and optional wireless remote control. Plus, the beauty doesn't end when the fireplace is off. Choose from decorative polished brass or brushed stainless accessories to complement any room environment. From top to bottom, the MPD offers the design and performance you desire in a gas fireplace. ■

## OPTIONAL ACCESSORIES



## STANDARD FEATURES

- Louvered face design
- Charred split oak-style gas log set
- Deluxe pan burner for brilliant yellow flames and glowing embers
- Exterior powder-coat finish
- Realistic brickaded interior panels
- Combination top/rear direct-vent outlets (except 3328 models, which have either top or rear outlet)
- Standing pilot (works in power failure) or pilotless electronic (intermittent) ignition
- High/Low flame operation
- Pre-wired for wall switch

## OPTIONAL ACCESSORIES

1. Decorative polished brass or brushed stainless accessories (arch door kit, door trim, louvers and hood)
2. Radiant panel kits for a clean-face appearance
3. Wireless remote controls
4. Traditional brick liner kit
- Style View™ doors (below)
- Blower kits, including a temperature-control version (not pictured)
5. Screen panel kit\*

\*Provides a barrier to prevent direct contact with hot glass surface.

## MERIT™ PLUS SERIES SIZES



MPD3328

MPD3530

MPD4035-B\*

MPD4540

(rear-vent model shown)

The first two model number digits indicate framing width; the last two digits indicate glass width.

All are AFUE-rated high-efficiency vented gas fireplace heaters, certified under ANSI Z21.88 and CSA 2.33-M99.

\*Black interior fireboxes available for millivolt natural gas units only (MPD3530-B, MPD4035-B, MPD4540-B).

## OPTIONAL STYLE VIEW™ DOOR DESIGNS



Arch design

Arch pane design

Square design

Square pane design

Note: Style View™ doors are not available for 33" units.

## OPTIONAL FACE STYLES



MPD3328

33" fireplace w/optional radiant panel

MPD3530

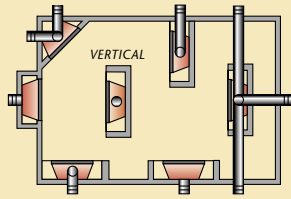
35" fireplace w/brushed stainless louver and door trim

MPD4035

40" fireplace w/polished brass trim arch door kit

# DIMENSIONS

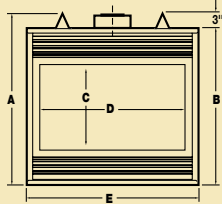
## TYPICAL ROOM APPLICATIONS



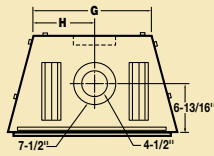
## SPECIFICATIONS

MODEL	A	B	C	D	E	F	G	H	FRAMING		
									WIDTH	HEIGHT	DEPTH
3328	33-1/8"	30-1/8"	17"	27-1/2"	33-1/8"	19-5/8"	21-1/2"	10-3/4"	33-1/4"	33-1/4"	13"
3530	35-1/8"	32-1/8"	19"	29-1/2"	35-1/8"	21-11/16"	24-7/8"	12-7/16"	35-1/4"	35-1/4"	16"
4035	40-1/8"	37-1/8"	24"	34-1/2"	40-1/8"	26-11/16"	29-7/8"	14-15/16"	40-1/4"	40-1/4"	16"
4540	40-1/8"	37-1/8"	24"	39-1/2"	45-1/8"	26-11/16"	34-7/8"	17-7/16"	45-1/4"	40-1/4"	16"

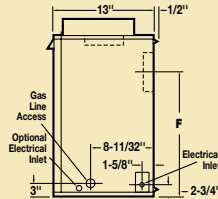
## 3328 MODELS (THESE MODELS COME AS A TOP OR REAR VENT ONLY)



Front Face View



Top View



Right Side View

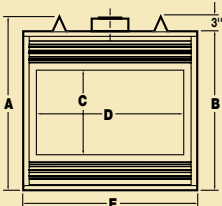
## EFFICIENCY %

MODEL	FUEL	BTU	ENERGUIDE*	STEADY STATE AFUE**	
				STATE	AFUE**
3328T	NG	17,500	45	64	62
3328T	LP	17,500	49	66	64
3328R	NG	17,500	53	63	61
3328R	LP	17,500	55	66	64
3530	NG	20,000	53	64	62
3530	LP	20,000	55	62	60
4035	NG	27,000	59	69	67
4035	LP	27,000	60	69	67
4540	NG	29,000	59	69	67
4540	LP	29,000	59	69	67

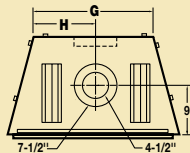
\*Intermittent ignition systems

\*\*Annual Fuel Utilization Efficiency (AFUE) is the recognized U.S. rating system for the total efficiency of heating products.

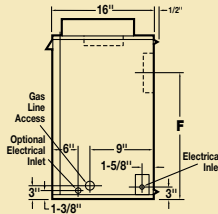
## 35, 40 AND 45 MODELS (THESE MODELS COME WITH A TOP AND REAR VENT)



Front Face View



Top View



Right Side View

On the cover: MPD4035 shown with optional traditional brick liner kit and brushed stainless louvers.

## PRODUCTS YOU CAN COUNT ON


Lennox is committed to providing you with high-quality products. A qualified dealer can help you find the right product to give you years of comfort and enjoyment.



HEARTH PRODUCTS  
Innovation never felt so good.™

© Lennox Industries Inc. 2008

Visit us at [www.lennox.com](http://www.lennox.com), or contact us at 1-800-9-LENNOX.



All Merit™ Plus Series direct-vent gas fireplaces utilize either a Secure Vent™ (rigid) or Secure Flex™ (flexible) 4.5" inner/7.5" outer coaxial venting system, and include a 20-year limited warranty.

### IMPORTANT NOTES:

As with any heating appliance, fireplace or stove, this appliance is extremely hot during operation. Read and understand all operating instructions before using this appliance. For further information, consult your dealer.

Local conditions, such as elevation, wind, vent configuration and choice of fuel will affect overall appearance of the fire and heating performance. Performance can also vary with home design and insulation, climate, condition and type of fuel used, appliance location, burn rate, accessories chosen, chimney installation and how the appliance is operated.

Diagrams, illustrations and photographs are not to scale – consult installation instructions. Product designs, materials, dimensions, specifications, colors and prices are subject to change or discontinuance without notice.

Tested and listed to U.S. and Canadian safety and performance standards – ANSI Z21.88 CSA 2.33 and CAN/CGA 2.17-M91.

